

# EDELBROCK CARBURETOR LINKAGE BRACKET ADAPTER

For use with 1968-1971 Pontiac V8 Engines

Part #8015

Please study these instructions carefully before installing your new linkage adapter. If you have any questions, do not hesitate to contact our **Technical Hotline at: (800) 416-8628** from 7:00 am to 5:00 pm, Monday through Friday, Pacific Standard Time.

### NOTES:

1. Adapter bracket to be used when installing Pontiac Performer or Torquer II manifolds.
2. Modify old accelerator cable bracket as shown in Figures 1 and 2, and assemble as shown in Figure 3.

### LIST OF MATERIAL IN KIT:

ITEM	QTY.	DESCRIPTION
1	1	BRACKET ADAPTER NO. P68-71
2	2	WASHER, 5/16 FLAT
3	1	SCREW, HX. HEAD CAP 5/16-18 UNC x 1.0 LONG
4	1	SCREW, SLOTTED FLAT HEAD MACHINE 5/16-18 UNC x 1/2" LONG
5	1	WASHER, 1/4 FLAT
6	1	SCREW, HX. HEAD CAP 1/4-20 UNC x 1/2" LONG
7	1	SCREW, HX. HEAD CAP 5/16-18 UNC x 1/2" LONG

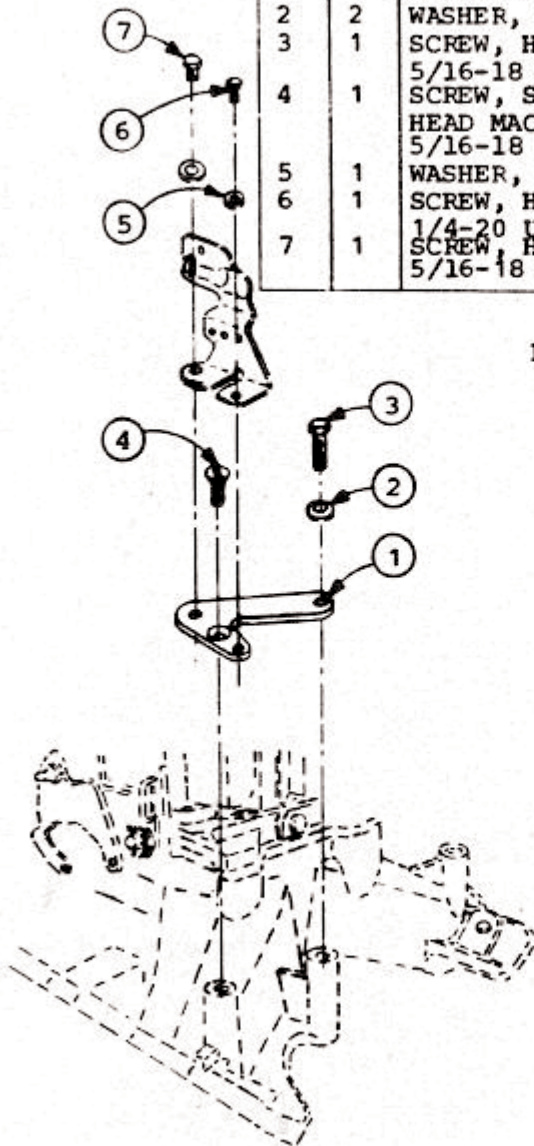


FIGURE 3, ASSEMBLY OF PARTS FOR ALL PONTIACS 1968 THRU 1971.

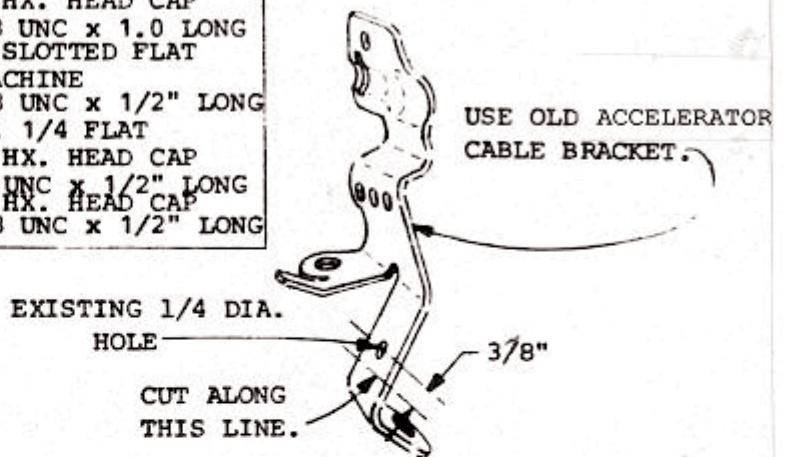


FIGURE 1, CUTTING-OFF LEG OF ACCELERATOR CABLE BRACKET.

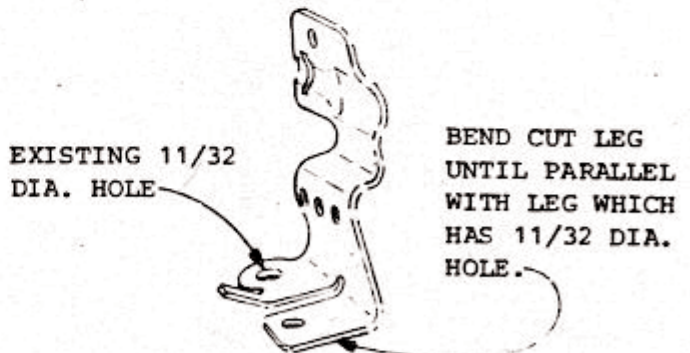


FIGURE 2, BENDING OF LEG.

Edelbrock Corporation  
2700 California St., Torrance, CA 90503

Tech Line: (800) 416-8628

Office: (310) 781-2222