




Ford Rack & Pinion Pressure-Return Port: Which is Which?

Application Ford rack & pinion units with same size pressure and return ports.


Problem Because ports are the same thread size, the pressure and return hoses can be reversed, causing violent self-steering and damage to the rack.

Solution Use figures below to determine the pressure port for your part number.



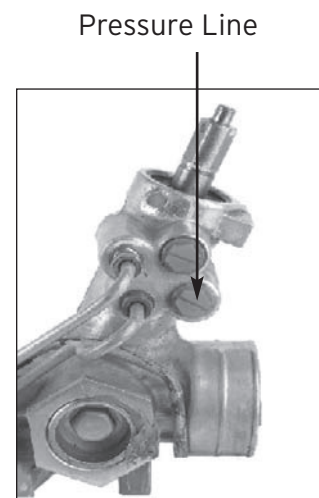
Type 1

For part numbers:
22-214, 22-219, 22-228,
22-230, 22-231, 22-235,
22-239, 22-241, 22-242,
22-243, 22-244, 22-246,
22-250, 22-251, 22-252,
22-253, 22-268, 22-276



Type 2

For part numbers:
22-218, 22-220, 22-224,
22-225, 22-232



Type 3

For part numbers:
22-217, 22-234,
22-237, 22-264,
22-271, 22-272,
22-283

Note

The original rack & pinion may have a removable check valve in the pressure port. Transfer the check valve to the replacement unit. Use the figures above to determine the correct port for the check valve. Refer to ProTech[®] 22-0010 for more information.